



# GUJCOT TRADE ASSOCIATION

MONTHLY PRESSING REPORT      AUG-2019

Dear All Cotton Friends,

Gujcot has collected pressing figures from all ginners and compiled data to serve whole trade. In this mission we get valuable support from many of our trade personalities. We Gujcot team is very thankful to all helping hands, who worked directly or indirectly, with their valuable support, we are able to put real time pressing figures. We thank all Gujarat Ginners for their cooperating with Gujcot team to share their pressing figures. We hope the whole Textile value Chain will be benefitted by these data and will help us in future to achieve our goal to serve our cotton trade.

## Report Sponsors:

Click on Sponsor's Logo to visit Sponsor's Website

**LDC.** Louis Dreyfus Company  
Louis Dreyfus Company





# GUJCOT TRADE ASSOCIATION

MONTHLY PRESSING REPORT      AUG-2019

## Summary

- During the month of August Gujarat has pressed 70,090 Running Bales of Shankar 6 and there was no pressing of V-797. So, the statistical bales of 170 Kg. was 66,792 Bales (Shankar 6).
- Cumulative Pressing in running bales till 31st August is 94,63,072 Bales (Shankar 6 92,42,736 Bales and V-797 2,20,336 Bales), which is equivalent to total 90,17,751 Bales of 170 Kgs. (Shankar 88,07,784 Bales and V-797 2,09,967 Bales).
- One new ginning unit from Una was added this month with full year pressing.
- Average per day Pressing was 2,261 Running Bales and 2,155 Bales 170 Kg. for 31 days.
- During the month of August Total active ginning factories were 33 (Saurashtra 33, North Gujarat NIL, Main Line NIL and Kutch NIL).

Most of the ginning factories are closed now, only few in Saurashtra are open during monsoon season. Still good quantities of kapas with Saurashtra farmers, how many bales would be pressed from this kapas stock will depend on weather and market situation.

Gujarat ginners have off loaded good quantity of stock cotton during this month but still are holding old cotton stock. Now ginners are in selling mood and so the market remains under selling pressure. As of now there are around 33 ginning factories in Saurashtra which are still operational and most of them will continue their operation throughout the monsoon season with slow pace.



# GUJCOT TRADE ASSOCIATION

MONTHLY PRESSING REPORT AUG-2019

## Gujcot Trade Association

### Gujarat Pressing Summary 31-Aug-2019

2018-19	CUMULATIVE PRESSING (IN 170 Kgs)					
	Aug-18	Jul-19	Aug-19	M/M Change (In Bales)	Y/Y Change (In Bales)	Y/Y Change ( In % )
Shankar 6						
Saurashtra	73,37,638	52,39,271	53,06,062	66,792	-20,31,576	-27.69%
North Gujarat	33,93,249	26,73,316	26,73,316		-7,19,933	-21.22%
Main Line	4,97,227	5,12,985	5,12,985		15,759	3.17%
Kutch	3,49,591	3,15,420	3,15,420		-34,172	-9.77%
<b>Total</b>	<b>1,15,77,705</b>	<b>87,40,992</b>	<b>88,07,784</b>	<b>66,792</b>	<b>-27,69,922</b>	<b>-23.92%</b>
V-797	2,49,997	2,09,967	2,09,967		-40,030	-16.01%
<b>Total</b>	<b>1,18,27,703</b>	<b>89,50,959</b>	<b>90,17,751</b>	<b>66,792</b>	<b>-28,09,952</b>	<b>-23.76%</b>

Remark: Daily Pressing Average 2,261 Running Bales – 2,155 170 Kg Bales

### Pressing in Running Bales

Zone	As On 31-August-2019 (Cumulative)			During August 2019 (Monthly)		
	Shankar-6	V 797	Total	Shankar-6	V 797	Total
Saurashtra	55,68,090	8,050	55,76,140	70,090		70,090
North Gujarat	28,05,332	2,10,086	30,15,418			
Main Line	5,38,318		5,38,318			
Kutch	3,30,996	2,200	3,33,196			
<b>Total</b>	<b>92,42,736</b>	<b>2,20,336</b>	<b>94,63,072</b>	<b>70,090</b>		<b>70,090</b>

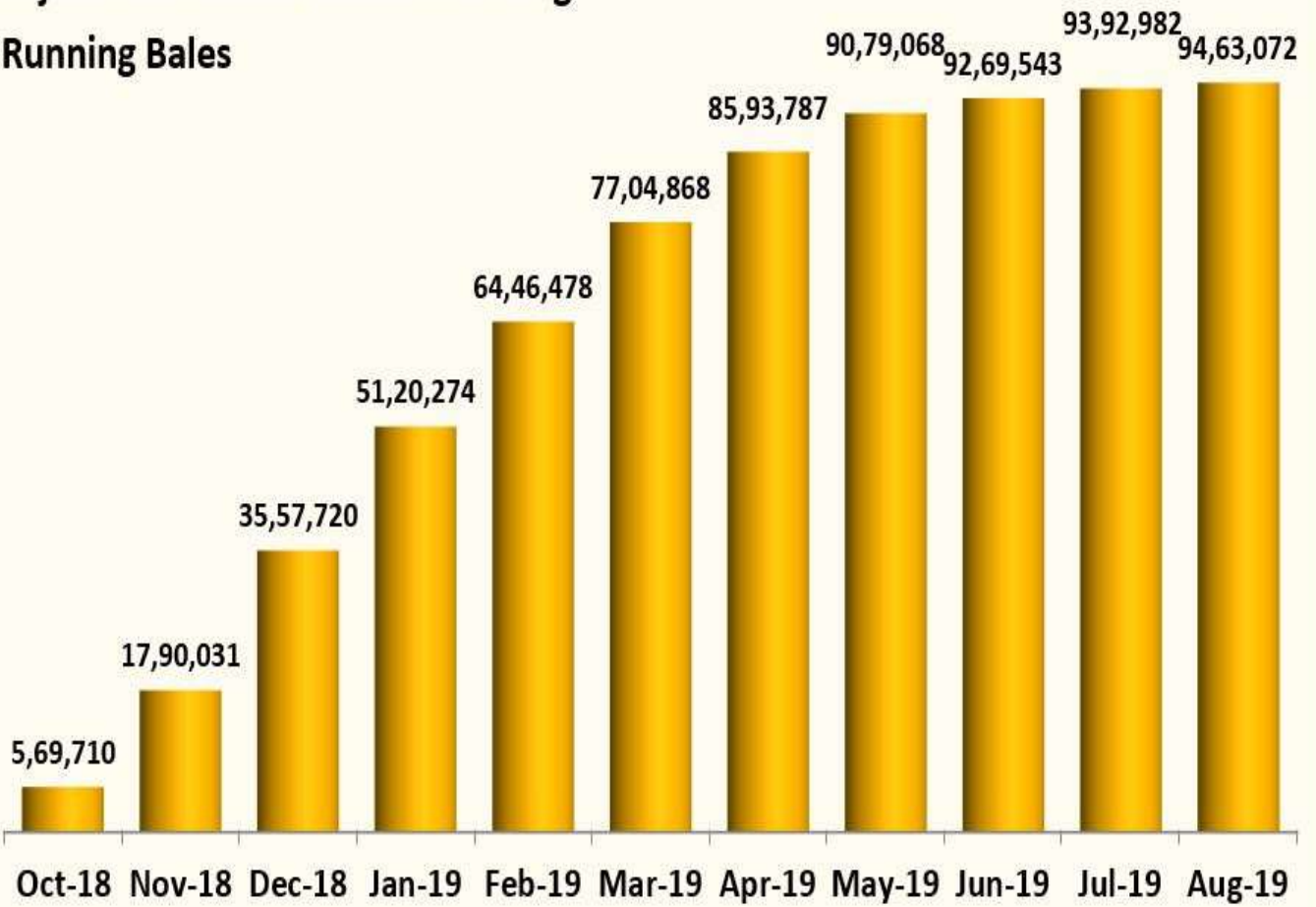


# GUJCOT TRADE ASSOCIATION

MONTHLY PRESSING REPORT AUG-2019

## Gujarat Cumulative Cotton Pressing

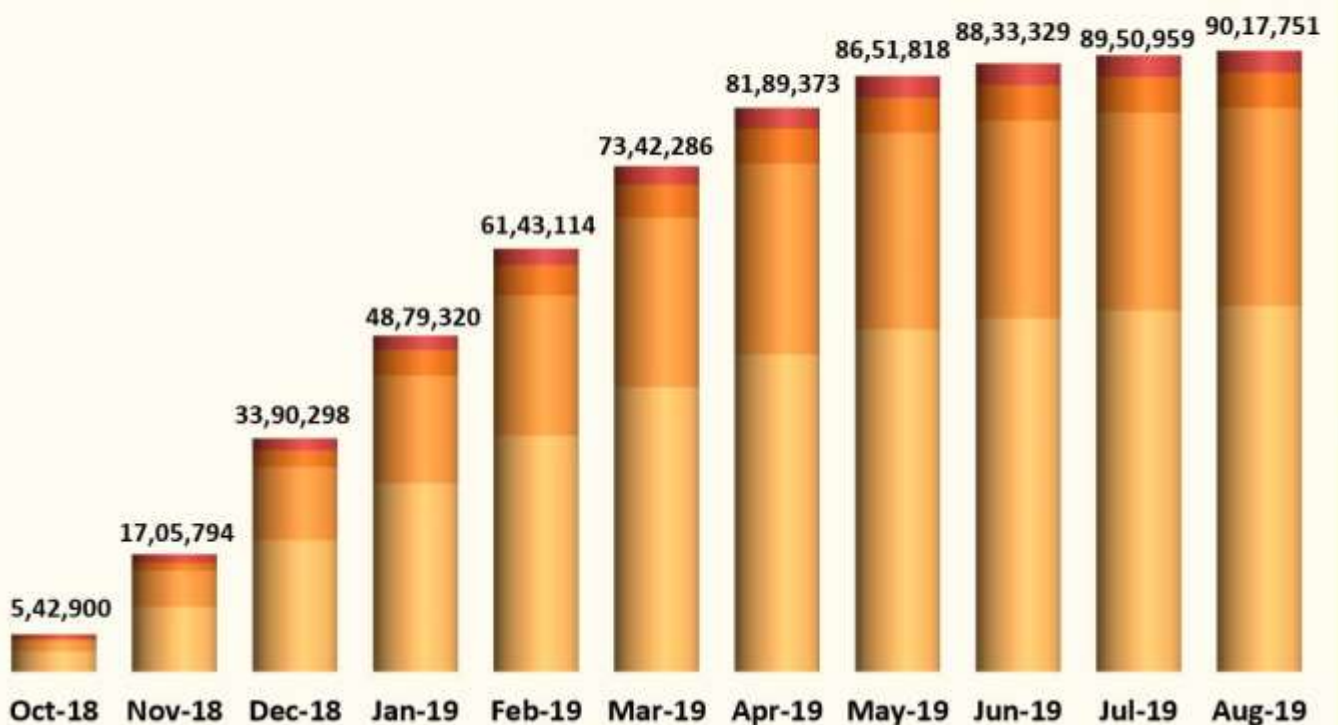
Running Bales



## Gujarat Cumulative Pressing

In 170 Kg Bales

■ Saurashtra ■ North Gujarat ■ Main Line ■ Kutch



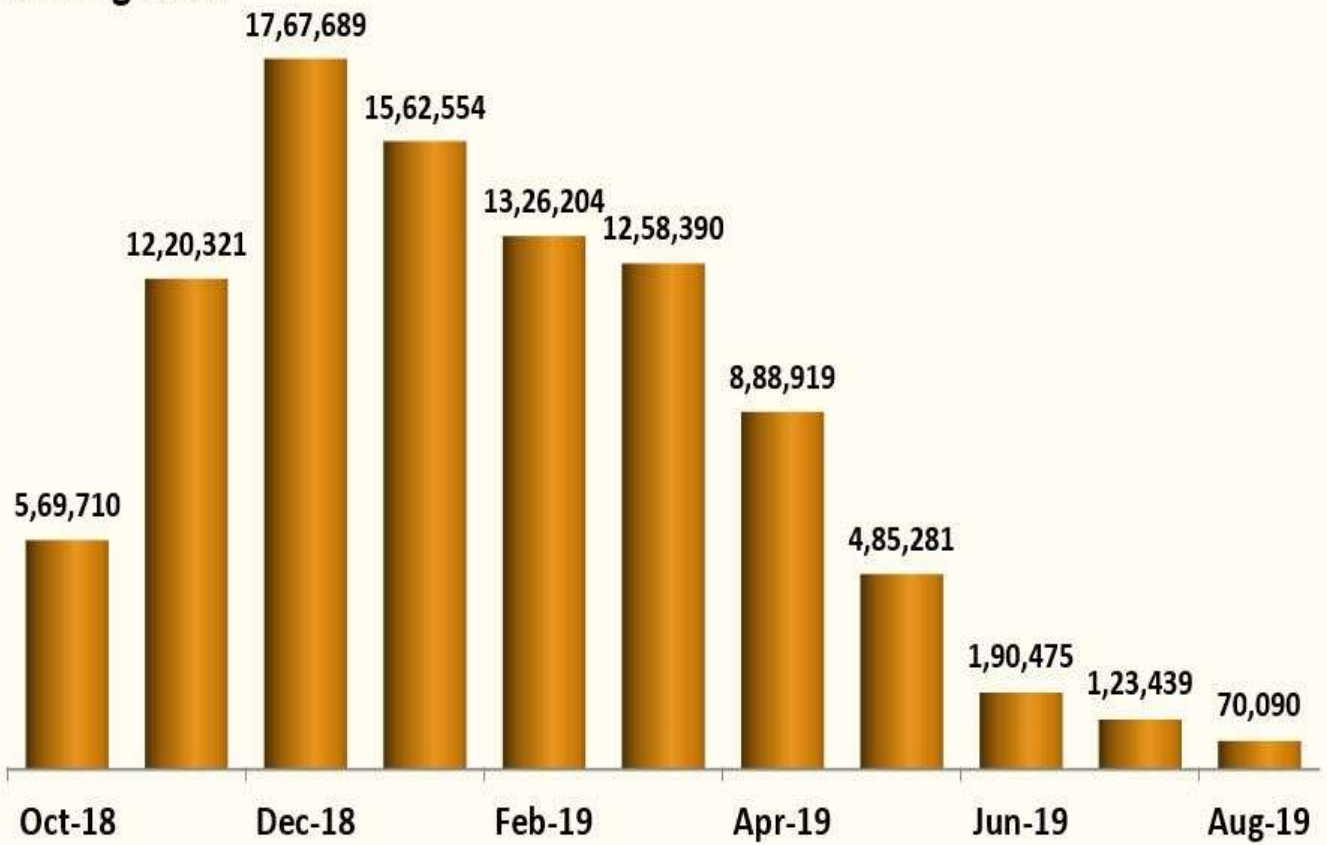


# GUJCOT TRADE ASSOCIATION

MONTHLY PRESSING REPORT AUG-2019

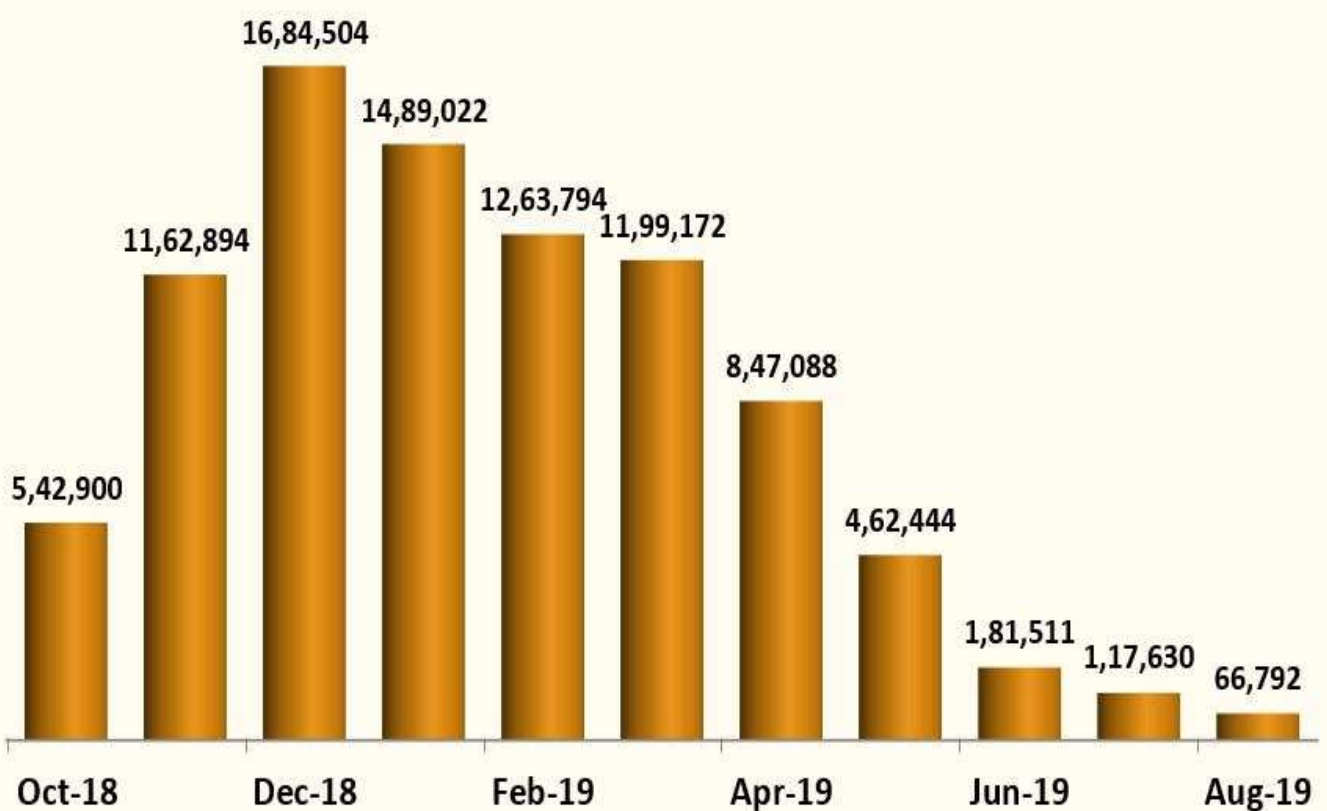
## Gujarat Monthly Cotton Pressing

### Running Bales



## Gujarat Monthly Cotton Pressing

### 170 Kg Bales

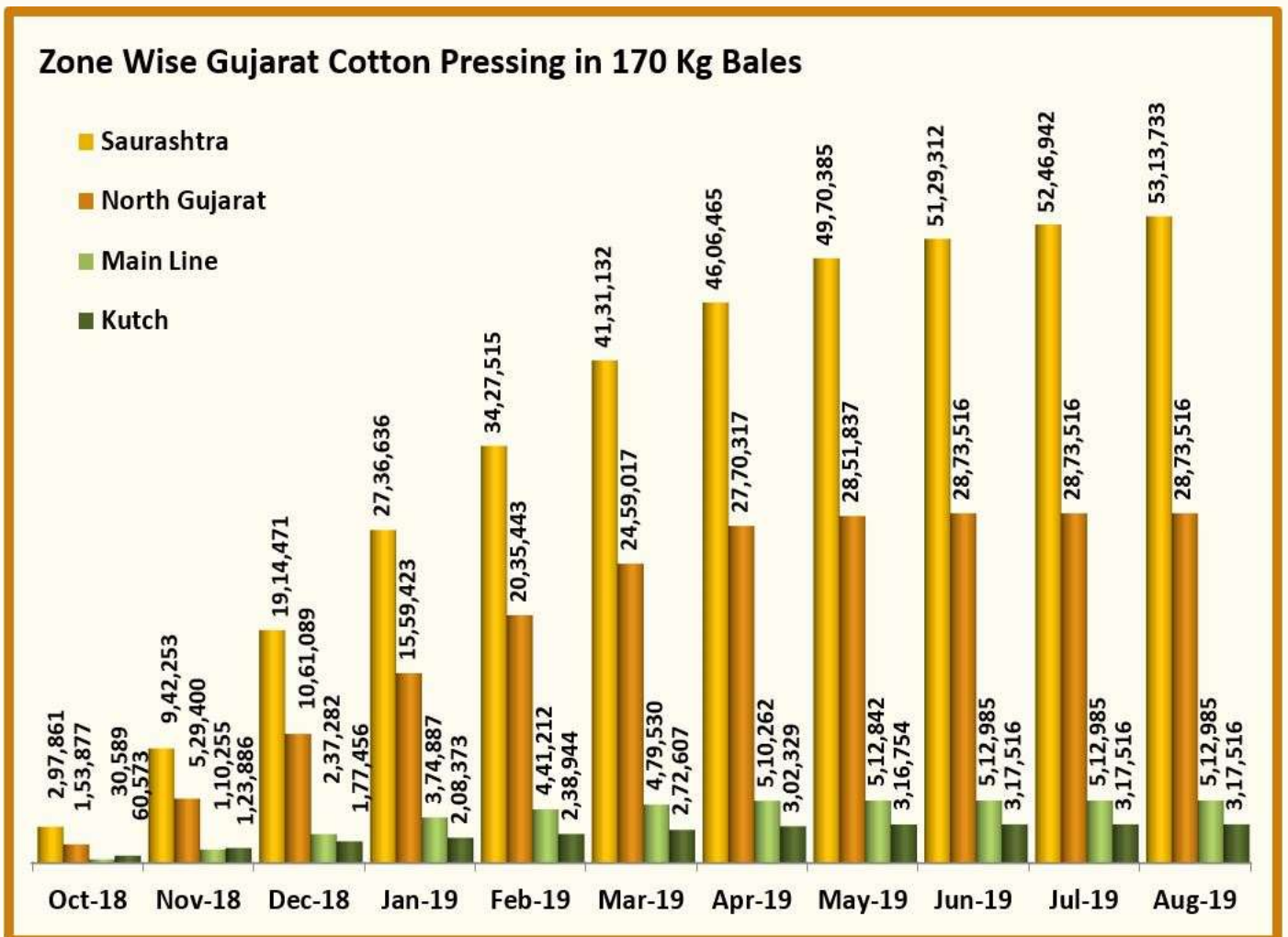
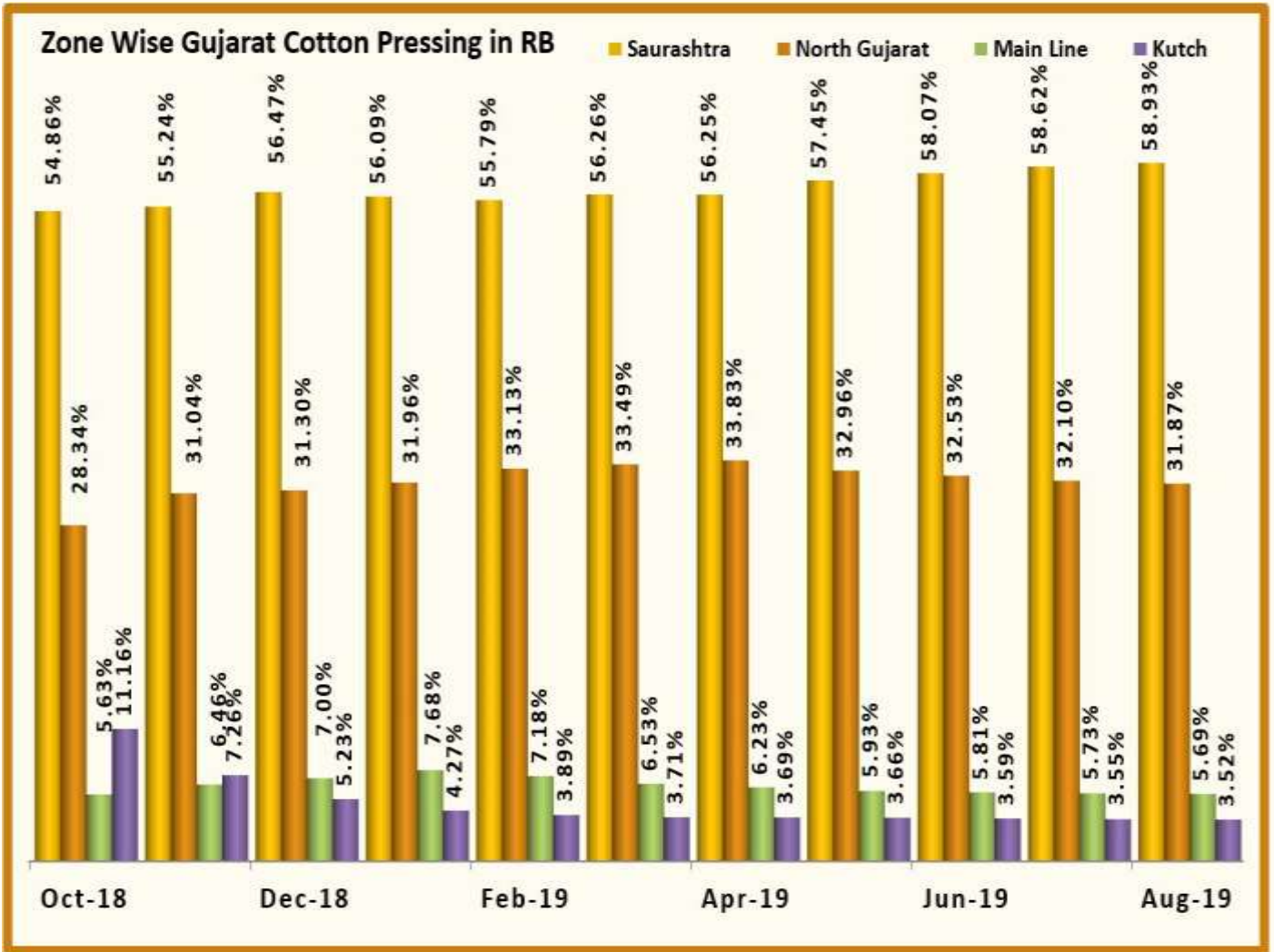






# GUJCOT TRADE ASSOCIATION

MONTHLY PRESSING REPORT AUG-2019





# GUJCOT TRADE ASSOCIATION

MONTHLY PRESSING REPORT AUG-2019

Saurashtra				
Station	Jul-19	Aug-19	MoM Change	Fact. In Operation
Amreli	3,03,661	3,13,711	10,050	4
Babra	2,38,500	2,45,100	6,600	4
Botad	4,85,000	4,88,000	3,000	4
Chotila	1,26,965	1,29,565	2,600	1
Chuda	22,908	22,908		
Damnagar	6,300	6,300		
Dhasa	3,95,620	3,95,620		
Dhoraji-Upleta	92,372	92,372		
Dhrangadhra-Halvad	2,57,075	2,57,075		
Gariyadhar	65,500	65,500		
Gondal	2,83,400	2,88,500	5,100	2
Jamkandorna	15,700	15,700		
Jamnagar-Falla	3,99,160	4,07,060	7,900	2
Jasdan	2,50,200	2,50,700	500	1
Jetpur	62,000	62,000		
Kuvadava	42,500	42,500		
Lakhtar	30,650	30,650		
Limbdi	60,600	60,600		
Mahuva	1,40,000	1,40,400	400	1
Manavadar	3,36,735	3,47,575	10,840	7
Morbi	1,31,969	1,31,969		
Palitana	20,500	20,500		
Porbandar	8,800	8,800		
Rajula	57,000	57,800	800	1
Savarkundala	22,300	22,300		
Shapar	2,09,900	2,09,900		
Surendranagar	2,52,700	2,52,700		
Talaja	1,46,850	1,46,850		
Tankara-Neknam	4,02,950	4,07,550	4,600	3
Targhadi	2,00,100	2,01,800	1,700	2
Tramba-Sardhar	48,000	48,000		
Una	76,835	92,835	16,000	1
Wankaner	3,13,300	3,13,300		
<b>TOTAL</b>	<b>55,06,050</b>	<b>55,76,140</b>	<b>70,090</b>	<b>33</b>



# GUJCOT TRADE ASSOCIATION

MONTHLY PRESSING REPORT AUG-2019

North Gujarat				
Station	Jul-19	Aug-19	MoM Change	Fact. In Operation
Visnagar	1,68,645	1,68,645		
Vijapur-Mansa	5,06,100	5,06,100		
Harij	2,24,899	2,24,899		
Radhanpur	51,114	51,114		
Idar-Sabarkantha	17,305	17,305		
Idar-Raiya				
Himmatnagar	66,064	66,064		
Vadali-Sadatpura	9,000	9,000		
Khedbrahma				
Kapadwanj	45,000	45,000		
Viramgam	99,140	99,140		
Kadi	16,61,440	16,61,440		
Mandal-Bahucharaji	50,523	50,523		
Bavla	9,950	9,950		
Dholka	34,700	34,700		
Dhandhuka	56,993	56,993		
Talod	14,545	14,545		
<b>TOTAL</b>	<b>30,15,418</b>	<b>30,15,418</b>		







# GUJCOT TRADE ASSOCIATION

MONTHLY PRESSING REPORT AUG-2019

Main Line				
Station	Jul-19	Aug-19	MoM Change	Fact. In Operation
Karjan	1,10,550	1,10,550		
Dabhoi	7,500	7,500		
Golagamdi	9,000	9,000		
Handod	49,400	49,400		
Bodeli	1,01,200	1,01,200		
Kosindra	27,700	27,700		
Pavijetpur	20,000	20,000		
Kaledia	1,21,600	1,21,600		
Palej	21,200	21,200		
Bharuch	5,000	5,000		
Mandala	29,818	29,818		
Nizar	15,000	15,000		
Hansot	4,200	4,200		
Badalpur	8,500	8,500		
Sinor	6,000	6,000		
Olpad	1,200	1,200		
Valiya	450	450		
<b>TOTAL</b>	<b>5,38,318</b>	<b>5,38,318</b>		

Kutch				
Station	Jul-19	Aug-19	MoM Change	Fact. In Operation
Abdasa	12,500	12,500		
Anjar	2,14,232	2,14,232		
Bhuj	50,317	50,317		
Mandvi	42,547	42,547		
Nakhatrana				
Rapar	13,600	13,600		
<b>TOTAL</b>	<b>3,33,196</b>	<b>3,33,196</b>		



# GUJCOT TRADE ASSOCIATION

MONTHLY PRESSING REPORT AUG-2019

Again Team Gujcot thanks our direct and indirect helpers.

## For Data Collection

We are thankful to

Shri Manishbhai - Anjar

Shri Mukeshbhai Purohit

Nileshbhai - Manager SGA

Premjibhai - Manavadar

Kalpeshbhai - Manager

Gujcot Trade Association

## For Data Verification

We are thankful to

Shri Jatinbhai - Vijapur

Shri Sujalbhai

Shri Pravinbhai

Shri Jagdishbhai Soni

Shri Chetanbhai Shree Gita Group -  
Morbi

Shri Kishorbhai - Talaja

Shri Jaytibhai - Botad

Once again thanks to whole Gujarat Cotton value chain for their co-operation.

**For, Gujcot Trade Association**

Akash Shah

[President]

**For, Gujcot Trade Association**

Ajay Shah

[Secretary]

**Report Sponsors:**

[Click on Sponsor's Logo to visit Sponsor's Website](#)

**LDC. Louis Dreyfus Company**

**AMBICA**  
Cot seeds Ltd

**glossy**  
COTEX